



# CLASSIC COLLECTION

—  
Surface finishes for operable  
partitions

CLASSIC  
COLLECTION

—  
Surface finishes for operable partitions



# CLASSIC COLLECTION

---

From partition to design element.



**Discreet colours**

Page 4–5



**Strong colours**

Page 6–9



**Light, bright natural shades**

Page 10–13



**Dark natural shades**

Page 14–17



**Aluminum**

Page 18–19



**Light wood shades**

Page 20–21



**Dark wood shades**

Page 22–25

How do you turn a partition system into a design element?

With colour and structure. The world of colours offers the ideal tone and shade for almost any requirement,

satisfying individual tastes and expressing unique identity. In private and in commercial buildings. From conservative to bold, from calming to stimulating – every colour and texture has its own character.

The decorative finishes of the Classic Collection serve to create an exemplary appearance – and now in even more nuances. Get to know the Classic Collection – and be inspired.

CLASSIC COLLECTION

# DISCREET COLOURS


—  
Refined reticence.




Discreet white and grey shades define elegant restraint and purist design. They add scope to interior architecture while enhanc-

ing the impression of space. And they harmonise particularly well with glass elements. The room gives a feeling of alluring gener-


osity and openness. Unobtrusive, these shades impart a truly individual note.




**UL 54 Polar White**  
NCS S0502-R70B




**131/7 Super White**  
RAL 9003




**131/5 White**  
RAL 9010  
NCS S1002-G50Y



**UL 786 Pearl Grey I**  
NCS S 1002-B



**U 22/53 Pearl Grey II**  
RAL 7035  
NCS S 2000-N




**U 26/6 Pearl Grey III**  
RAL 9006  
NCS S2500-N



CLASSIC COLLECTION

# STRONG COLOURS


—  
Setting a confident tone.



For a clear colour statement, we would recommend a decor finish in the colours black, bordeaux or royal blue. These shades will

add accent to any interior ambience, generating an innate confidence tinged with extravagance. They impart to the variable,


functional partition system an air of dominance, giving the room real personality.



**U 41/6 Black**  
RAL 9005  
NCS S 9000-N



**UL 105 Bordeaux**  
RAL 3009  
NCS S 5040-Y90R



**US 715 Royal Blue**  
NCS S 4020-R80B

CLASSIC COLLECTION

# ROYAL BLUE



The colour of kings.

The new shade that manifests dignity in design. It adds a majestic note to any room, creating a noble atmosphere of calm relaxation and concentration.



**US 715 Royal Blue**  
NCS S 4020-R80B





CLASSIC COLLECTION

# LIGHT, BRIGHT NATURAL SHADES

—  
Expressing natural exuberance.




Natural colours such as cream, beige and magnolia create a pleasantly peaceful, gentle ambience, providing a background

that elevates the overall spatial effect. Such tones synergise perfectly with cascading sunlight. Combined with materials such

as decorative aluminium, partition systems in these colours create delightful contrasts.



**U 79/6 Cream I**  
RAL 1015  
NCS S 1010-Y30R



**U 212 Beige**  
RAL 080.80.10  
NCS S 2005-Y40R



**U 1379 Magnolia**  
NCS S 0804-Y30R

**NEW**

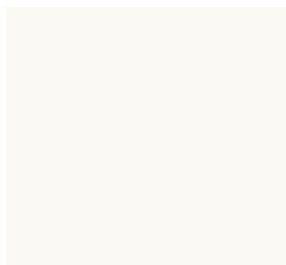
CLASSIC COLLECTION

# MAGNOLIA

---

A light, bright delight.

In nature, the delicate, creamy colour of the magnolia bloom is a welcome sign of spring. In wall design, it radiates a calm freshness, creating a light, friendly feel throughout the year.



**U 1379 Magnolia**  
NCS S 0804-Y30R



CLASSIC COLLECTION

# DARK NATURAL SHADES

—  
Elegant of character.



Brown hues are associated with attributes such as refinement, warmth and charm. They are witnesses of tasteful discernment and, when applied to large

surface areas such as those of an operable partition, emit engaging elegance. The room is an expression of understatement. Complemented by

natural materials such as bamboo or stone, the interior design generates a feeling of pleasure in the presence of strong character.



**UN 410 Cappuccino**  
RAL 050.60.10  
NCS S 4010-Y50Rs



**US 102 Taupe**  
NCS S 5005-Y50R



CLASSIC COLLECTION

# TAUPE



The fashionable finish.

Taupe is becoming ever more popular in both haute couture and interior design. A mixture of grey and brown, the blend is regarded as neither too hot nor too cold – a “Goldilocks choice” that combines well with many other shades.



**US 102 Taupe**  
NCS S 5005-Y50R



CLASSIC COLLECTION

# ALUMINUM


—  
Emphasising functionality.



Aluminum is particularly suitable as an office finish, accentuating the perception of reputable restraint. The spatial feeling can be

described as neutral and balanced. At the same time, this tone offers plenty of design freedom to impart to the interior a more

unconventional note with fabrics or furnishings in vibrant colours, creating a timeless atmosphere of undiminished modernity.



**F 140 Aluminum Light**

RAL 9006

NCS S 3500

CLASSIC COLLECTION

# LIGHT WOOD SHADES

---

Natural charm.



Decors in light wood shades create a spatial experience characterised by natural permanency, effortless harmony and easy uniformity. The fine

wood grain structures of birch, maple and beech create a soft, elemental ambiance. Such finishes contrast well with fixtures and fittings in black with

stainless steel or aluminum trim to produce a rounded appearance of natural appeal.



**H 4404 Birch**



**HN 521 Maple**



**H 800 Planked beech**

CLASSIC COLLECTION

# DARK WOOD SHADES

—  
For contrasts rich in quality.





Dark wood shades are capable of creating a natural spatial feel that lends itself to contrasting decor. Concise in expression and

exuding strength, they awaken associations of quality and precision craftsmanship. An operable partition system in

such tones contrasts with white or grey, marrying nicely with them to generate an expectant atmosphere.




HL 1238 Oak Odessa




H 47 Dark Cherry




HL 1071 Walnut Light



HL 837 Walnut Dark



HN 6060 Olive



HN 555 Wenge



HB 403 Antique Oak


CLASSIC COLLECTION

# ANTIQUÉ OAK

---

The enduring alternative.

The deciduous decor that is nevertheless an evergreen when it comes to surviving fashion fads. Always offering something different, it imparts freshness with a modern interpretation incorporating light-shaded grain patterns. Natural, solid and reliable – so eminently cosy, so welcoming.



**HB 403 Antique Oak**







CLASSIC COLLECTION

# CLASSIC COLLECTION

---

Adding versatility to interior design.



The Classic Collection adds sophistication to surface. With the wide array of colours and shades available as partition finishes, this

range offers huge scope for individual creativity, enabling clients and designers to put their unique and individual mark on an interior design

and adding visual value to commercial buildings and private homes alike.



- High-quality laminate with melamine resin surface of parchment structure – RM (raw).
- Resistant to light, scratching, wear, tear and cracking, and also to standard acid-free household cleaners.

- No release of toxic, corrosive or other injurious substances in the event of fire.
- Surfaces can be cleaned with all common household cleaning products with the exception of those containing scouring agents.





DORMA Hüppe  
Raumtrennsysteme  
GmbH+Co. KG  
Industriestraße 5  
26655 OCHOLT  
GERMANY  
Phone +49 4409 666-0  
Fax +49 4409 666-489  
info.hueppe@dorma.com  
www.dorma-hueppe.com

DORMA Hüppe Austria GmbH  
Hollabererstraße 4b  
4020 LINZ  
AUSTRIA  
Phone +43 732 600451  
Fax +43 732 650326  
office@dorma-hueppe.at  
www.dorma-hueppe.at

DORMA CBP Schweiz AG  
Martingsbruggstrasse 85  
9016 ST. GALLEN  
SWITZERLAND  
Phone +41 71 282 82 82  
Fax +41 71 282 82 83  
info-cbp@dorma.com  
www.dorma-cbp.ch

Colors in the catalog may differ from the actual colors due to printing inaccuracies.  
All information subject to technical modification and error correction without notice.

W 105393751522 06/15 · GB · JP/XX · X · 06/15